



PRODUCT OVERVIEW



24  **hour**
quick shipment

**GUARANTEED
OR WE PAY
FREIGHT**

WHATEVER IT TAKES

The basic guiding philosophy of Roach Conveyors is WHATEVER IT TAKES. This simple philosophy has grown our organization from basic bale-handling roots in 1953 into the major national conveyor manufacturer we are today. Roach is committed to doing WHATEVER IT TAKES to meet our customers' needs.

Roach Conveyors proudly offers our customers the industry's most diverse collection of conveyors available for 24 hour shipment anywhere in the USA. If a product qualifies for 24 hour shipment and does not meet this deadline, whether it's a single unit or a complete system of conveyors, Roach will pay the shipping. Roach Conveyors ships with 99% on-time accuracy for its 24 hour lineup.



Belt Conveyors



700SB
Slider Bed Belt Conveyor
24 Hour Shipment



796RB
Roller Bed Belt Conveyor
24 Hour Shipment



796RBF
Inclined Floor-to-Floor Belt Conveyor
24 Hour Shipment



725TB
Trough Bed Belt Conveyor
24 Hour Shipment

Belt Driven Live Roller Conveyors



796CALR
Cam Adjusted
Live Roller Conveyor
24 Hour Shipment



251CALR
Cam Adjusted
Live Roller Conveyor
24 Hour Shipment



638CALR
Cam Adjusted
Live Roller Conveyor



196LRCS
Belt Driven
Live Roller Curve Spurs
24 Hour Shipment

Accumulation Conveyors



SZA251CDA
Heavy Duty Chain Driven
Zero Pressure Accumulator




SZ796LSZ
Line Shaft
Zero Pressure Accumulator
Photo Eye Controlled




SZ196ZPA
Medium Duty
Zero Pressure Accumulator

SMART Motor Driven Roller Conveyors



MDR Straight
MDR Accumulator



*Frames cut out to show driver cards


MDR Curve
MDR Accumulator Curve



MDR Gate
MDR Pneumatic Gate



Powered roller uses motorized rollers to drive the conveyors eliminating the need for drive belts.



MDR Chain
MDR Accumulator Chain

Chain Driven Live Roller Conveyors



251 CDLR
Heavy Duty Chain Driven
Live Roller Conveyor
24 Hour Shipment



192 CDLR
Medium Duty Roll-to-Roll
Chain Driven Live Roller



351TCDLRC
Heavy Duty Tapered Roller Curve



Plastic Belt Conveyors



700PB
Flat Top
Plastic Belt Conveyors

HD1200PB
Heavy Duty
Plastic Belt Conveyors



PPF
Flat Top Plastic Belt Parts
Conveyor w/flights



700TRT
Transverse Roller Top
Plastic Belt Conveyors




Heavy Duty Conveyors

12K Powerhouse
2-Strand Conveyor



12K Powerlift
2-Strand Lift



12K Powerhouse
3-Strand Conveyor



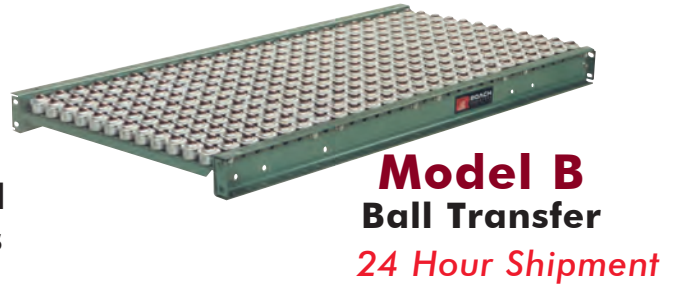
12K Powertransfer
3-Strand Transfer




Gravity Conveyors



254TC
Tapered Roller Curves
24 Hour Shipment



Sortation Conveyors




Vertical Conveyors



Reciprocating Vertical Conveyor

Continuous Flow Vertical Conveyor

Miscellaneous Power Conveyors



CD280
Chain Drag Conveyors



CRT
Continuous
Rotation Turntable



CT380 *(shown)
Chain Transfer
Positive and Pivot Lift*



608SL
Slat Conveyors



IPT
Indexing Rotation Turntable

Specialty Conveyors

Glass Handling
Grid Turntable



Turning Transfer Cart
Heavy Dutory Transfer Cart



TTC

Tabletop Chain



2x4 Sorter
Lumber Conveyor



Specialty Conveyors


Non-Marking Hopper Parts Conveyor



Aqualine Washdown Duty Conveyor



Tire Centering Roller Top Belt



Lift and Roll Overhead Clamp



Spiral Gravity Skatewheel



Multi-Strap Bundle Conveyor

The Big Star Rollover



EZE-Reach Lift Table



808 HIGHWAY 463 N. • TRUMANN, ARKANSAS • 72472-1310

MCW06624-01